

How to Separate Household Waste

- All garbage should be put out by 8:30 am of the proper collection day.
- Please write your name on all city garbage bags and/or plastic bags.
- If it rains on the collection day for Recyclable waste 3 (old paper and cloths), please wait until the next designated collection day to dispose of waste.
- Sometimes two or more types of garbage will be collected on the same day but items still need to be separated by waste category. Do not put items from different categories in the same garbage bag or place multiple bags together inside a larger garbage bag.

Please continue to separate garbage according to these rules next year as well.

Waste category
Type of garbage bag

Items included in each category

Burnable waste

City garbage bag (white)



Organic waste
(includes shells; ensure all organic waste has been drained well)



Cooking oil
(soak into an old cloth, etc.)



Paper, fabric, and wood scraps not included in Recyclable waste 3



Bags, Belts, etc. (leather goods)
When possible, detach metal parts and dispose of these under Recyclable waste 4 (metal items).



Plastic and vinyl items



Rubber items

Non-burnable waste

City garbage bag (blue)

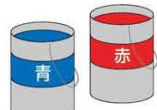
Wrap any glass items in newspaper and write ガラス on the outside.




Glass and pottery tableware



Empty glass containers from cosmetics, pesticides, agricultural chemicals, etc.



Paint cans (empty)



Paper lanterns



Artificial flowers

Recyclable waste 1

Cans, glass bottles, and PET bottles
Clear plastic bag (Put cans, glass bottles, and PET bottles all in the same bag)

Recyclable waste refers to items whose content was safe for consumption.

- Remove any lids and clean the inside.

1 Cans



Industrial sized cans, milk cans, and cookie tins should be disposed of under Recyclable waste 4.

2 Glass bottles (from drinks/cooking ingredients)



3 PET plastic bottles



Bottles marked with this icon



Note



※ Plastic containers are considered burnable waste

Recyclable waste 2

Polystyrene items

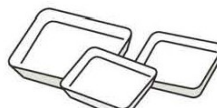


Styrofoam items marked with this icon

- Remove plastic wrap and wash the inside



Polystyrene fish boxes



Polystyrene containers/food trays



Polystyrene instant noodle containers

Recyclable waste 3

Old paper and fabric

1 Cardboard boxes



Remove any address information

2 Newspapers



Remove any fliers

3 Paper cartons



(cut open and dry out)

4 Books/magazines, fliers/other papers



Paper recyclables should be put out for collection in two separate bundles; one for books and magazines, and the other for fliers and other papers.

5 Old clothing



(wash before disposal)
※ Underwear should be included in burnable waste


Recyclable waste 4

Metal items and small home appliances

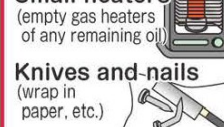
Milk cans and cookie tins



Pots and kettles



Umbrellas



Spray cans with a hole punched in them (ensure the can is empty and punch a hole in it before disposal)



Small heaters (empty gas heaters of any remaining oil)



Knives and nails (wrap in paper, etc.)



Large metal cans, etc. (clean the inside)



Wire clothes hangers

Small home appliances (appliances that use batteries or electricity)

Large waste

(oversized items that don't fit in a city garbage bag)

Attach a sticker

Reservations are required for collection
< Phone numbers for collection reservations >
Fukue area 73-5318
Tomie area 86-1111
Kishiku area 82-1111
Miiraku area 84-3111
Tamanoura area 87-2211
Naru area 64-3111



Bicycles



Kotatsu and tatami mats



Beds



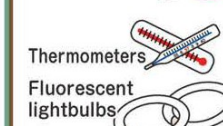
300円
Items that can be carried by one person

600円
Items that require two or more people to carry

Toxic waste

Clear plastic bag

Batteries



Thermometers



Fluorescent lightbulbs

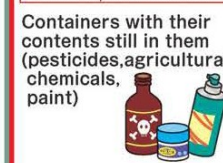


Dispose of thermometers and fluorescent lights in their original packaging or wrap them in newspaper and label them.



Lighters

Items that cannot be collected
These items cannot be collected by the city garbage service. Please ask retailers about how to dispose of them.



Containers with their contents still in them (pesticides, agricultural chemicals, paint)